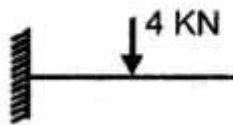


Types of transverse loading on beams

## Types of loads

**1.Point load:** A concentrated load distributed over a small area, considered to act at a point is known as point load.

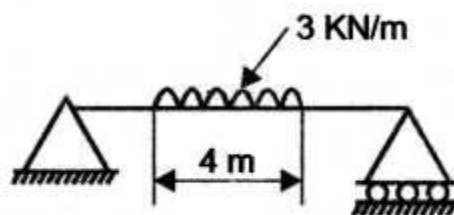
**Example:** A load 4 KN acting on a cantilever beam as shown below



## 2.Uniformly Distributed Load (U.D.L)

A load which is spread over a beam in such a manner that rate of loading 'w' is uniform along the length is known as uniformly distributed load, briefly written as U.D.L.

**Example:** A udl of 3KN/m acting on a simply supported beam over a length of 4m as shown below



## 3.Uniformly Varying Load (U.V.L)

A load which is spread over a beam in such a manner that rate of loading varies from point to point but at uniformly varying is known as uniformly varying load, briefly written as U.V.L.

**Example:** A load which is varying uniformly from 0 at one end and 3 KN/m at the other end of a simply supported beam as shown below.

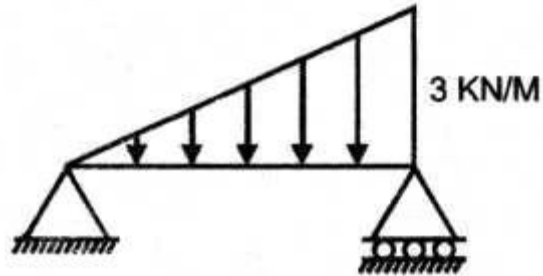


figure:Simply supported beam