



SNS COLLEGE OF ENGINEERING



Kurumbapalayam (Po), Coimbatore – 641 107

An Autonomous Institution

Accredited by NBA – AICTE and Accredited by NAAC – UGC with 'A' Grade
Approved by AICTE, New Delhi & Affiliated to Anna University, Chennai

DEPARTMENT OF COMPUTER SCIENCE AND TECHNOLOGY

COURSE NAME: 19CT503 – Internet Programming

III YEAR /V SEMESTER

Unit 1- WEBSITE BASICS

Topic : **HTTP request and response message**



HTTP

- HTTP stands for **HyperText Transfer Protocol**.
- It is a protocol used to access the data on the World Wide Web (www).
- The HTTP protocol can be used to transfer the data in the form of plain text, hypertext, audio, video, and so on.
- This protocol is known as HyperText Transfer Protocol because of its efficiency that allows us to use in a hypertext environment where there are rapid jumps from one document to another document.



- HTTP is similar to the FTP as it also transfers the files from one host to another host.
- But, HTTP is simpler than FTP as HTTP uses only one connection, i.e., no control connection to transfer the files.
- HTTP is used to carry the data in the form of MIME-like format.
- HTTP is similar to SMTP as the data is transferred between client and server.

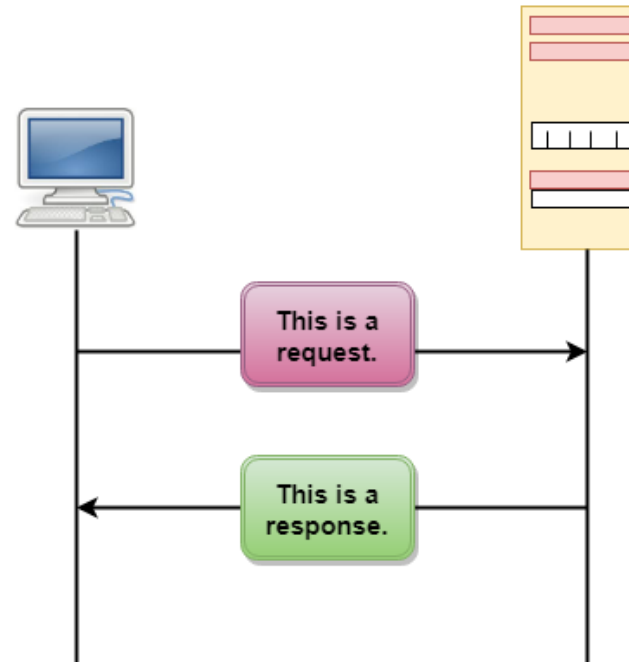


- The HTTP differs from the SMTP in the way the messages are sent from the client to the server and from server to the client.
- SMTP messages are stored and forwarded while HTTP messages are delivered immediately.



Features of HTTP

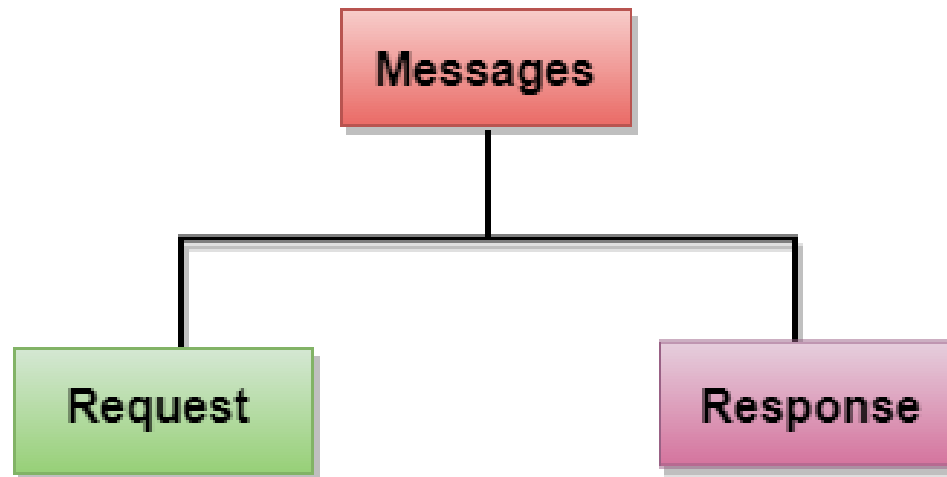
- **Connectionless protocol**
- **Media independent**
- **Stateless**





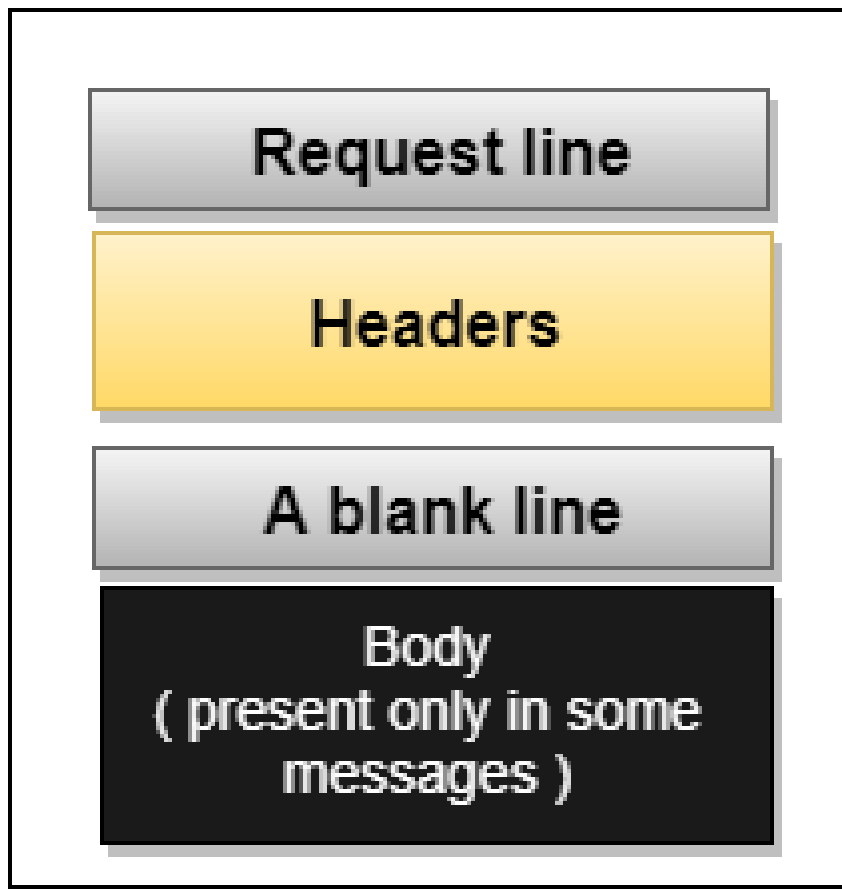
Messages

- HTTP messages are of two types: request and response. Both the message types follow the same message format.

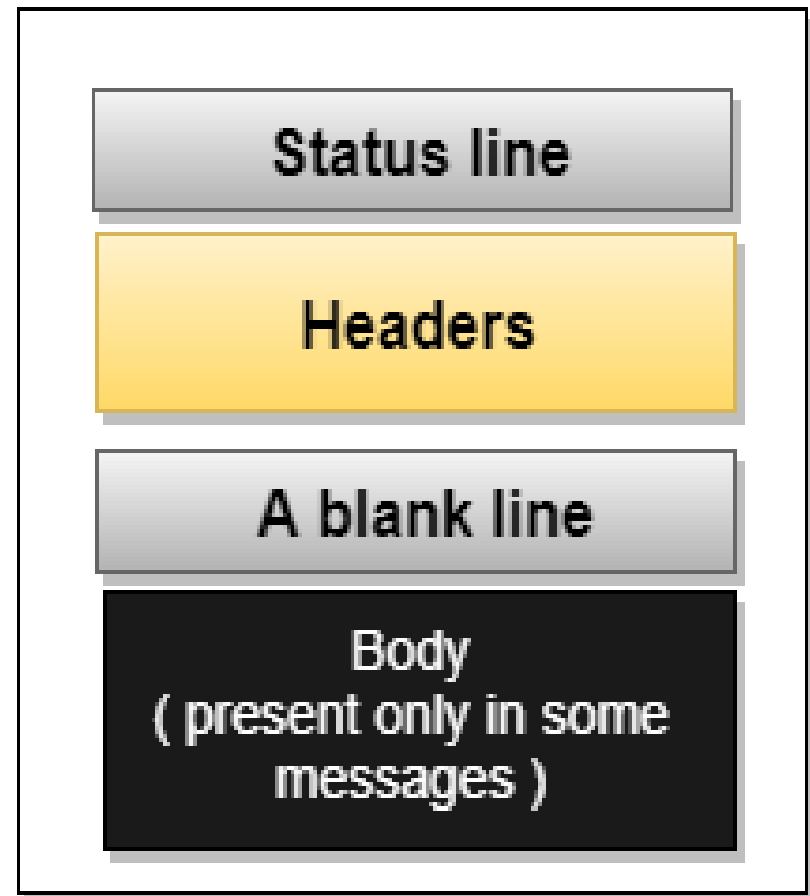




- **Request Message:** The request message is sent by the client that consists of a request line, headers, and sometimes a body.
- **Response Message:** The response message is sent by the server to the client that consists of a status line, headers, and sometimes a body.



HTTP Request



HTTP Response



GET /index.html HTTP/1.1

Date: Thu, 20 May 2004 21:12:55 GMT

Connection: close

Host: www.myfavoriteamazingsite.com

From: joeblow@somewebsitesomewhere.com

Accept: text/html, text/plain

User-Agent: Mozilla/4.0 (compatible; MSIE 6.0; Windows NT 5.1)

Request Line

General Headers

Request Headers

Entity Headers

Message Body

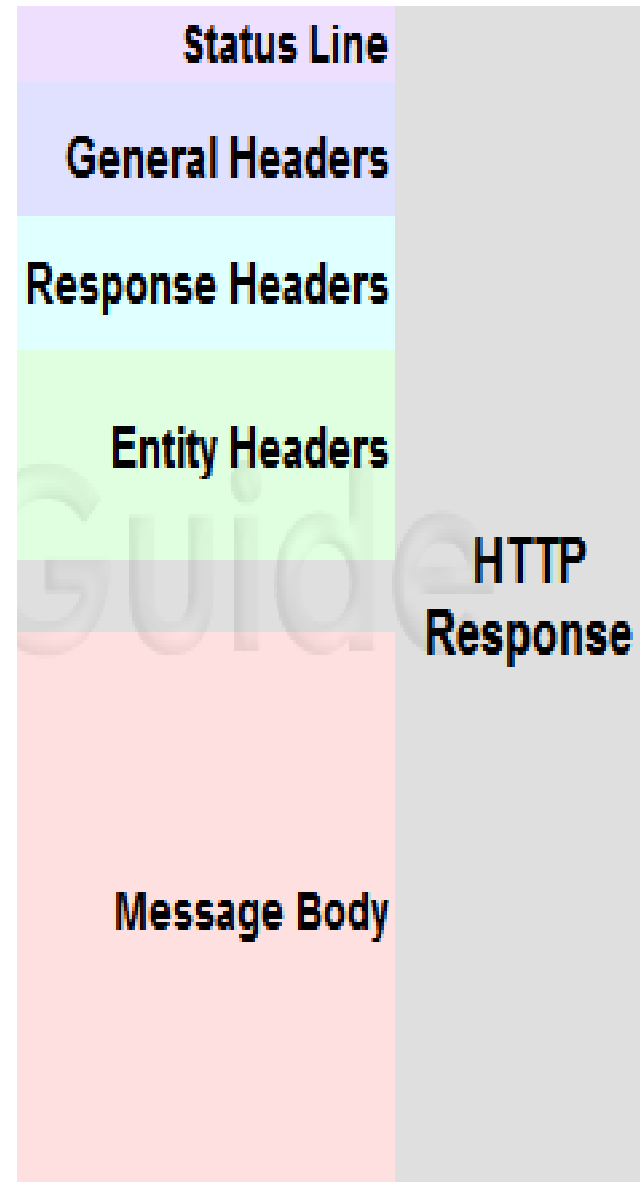
**HTTP
Request**

HTTP Request



```
HTTP/1.1 200 OK
Date: Thu, 20 May 2004 21:12:58 GMT
Connection: close
Server: Apache/1.3.27
Accept-Ranges: bytes
Content-Type: text/html
Content-Length: 170
Last-Modified: Tue, 18 May 2004 10:14:49 GMT
```

```
<html>
<head>
<title>Welcome to the Amazing Site!</title>
</head>
<body>
<p>This site is under construction. Please come
back later. Sorry!</p>
</body>
</html>
```



HTTP Response



Uniform Resource Locator (URL)

- A client that wants to access the document in an internet needs an address and to facilitate the access of documents, the HTTP uses the concept of Uniform Resource Locator (URL).
- The Uniform Resource Locator (URL) is a standard way of specifying any kind of information on the internet.
- The URL defines four parts: method, host computer, port, and path.



Method: The method is the protocol used to retrieve the document from a server. For example, HTTP.

Host: The host is the computer where the information is stored, and the computer is given an alias name. Web pages are mainly stored in the computers and the computers are given an alias name that begins with the characters "www". This field is not mandatory.



- **Port:** The URL can also contain the port number of the server, but it's an optional field. If the port number is included, then it must come between the host and path and it should be separated from the host by a colon.
- **Path:** Path is the pathname of the file where the information is stored. The path itself contain slashes that separate the directories from the subdirectories and files.



THANK YOU