



SNS COLLEGE OF TECHNOLOGY

Coimbatore-35
An Autonomous Institution

Accredited by NBA – AICTE and Accredited by NAAC – UGC with 'A+' Grade
Approved by AICTE, New Delhi & Affiliated to Anna University, Chennai



DEPARTMENT OF INFORMATION TECHNOLOGY

23ITT101-PROGRAMMING IN C AND DATA STRUCTURES

I YEAR - II SEM

UNIT 1 – INTRODUCTION TO C

TOPIC 2 – Algorithm



ALGORITHM



- It is defined as a sequence of instructions that describe a method for solving a problem.
- In other words it is a step by step procedure for solving a problem.
 - Should be written in simple English
 - Each and every instruction should be precise and unambiguous.
 - Instructions in an algorithm should not be repeated infinitely.
 - Algorithm should conclude after a finite number of steps.
 - Should have an end point
 - Derived results should be obtained only after the algorithm terminates.

Problem: Add two numbers

Step 1: Start
Step 2: Read A, B
Step 3: C=A+B
Step 4: Print C
Step 5: Stop

Example: Write an algorithm to add two numbers

- Start
- Step 1: Get number1
- Step 2: Get number2
- Step 3: Sum ←--- number1 + numbert2
- Step 4: Display/Print sum
- Stop



QUALITIES OF A GOOD ALGORITHM



- The following are the primary factors that are often used to judge the quality of the algorithms.
- Time – To execute a program, the computer system takes some amount of time. The **lesser** is the time required, the better is the algorithm.
- Memory – To execute a program, computer system takes some amount of memory space. **The lesser** is the memory required, the better is the algorithm.
- Accuracy – Multiple algorithms may provide suitable or correct solutions to a given problem, some of these may **provide more** accurate results than others, and such algorithms may be suitable

Example

Write an algorithm to print „Good Morning”

Step 1: Start

Step 2: Print “Good Morning”

Step 3: Stop



BUILDING BLOCKS OF ALGORITHM



- As algorithm is a part of the blue-print or plan for the computer program.
- An algorithm is constructed using following blocks.
 - Statements
 - States
 - Control flow
 - Function



STATEMENTS



- Statements are **simple sentences** written in algorithm for specific purpose.
- Statements may consists of assignment statements, **input/output statements**, comment statements
- Statements might include some of the following actions
 - **input** data-information given to the program
 - **process** data-perform operation on a given input
 - **output data** - processed result
- Example:
 - · Read the value of 'a' //This is input statement
 - · Calculate $c=a+b$ //This is assignment statement
 - · Print the value of c // This is output statement
 - . Comment statements are given after // symbol, which is used to tell the purpose of the line.

Problem: Add two numbers

- Step 1: Start
- Step 2: Read A, B
- Step 3: $C=A+B$
- Step 4: Print C
- Step 5: Stop



STATES



- An algorithm is deterministic **automation** for accomplishing a goal which, given an initial state, will terminate in a defined end-state.
- In other words, **Transition from one process to another process** under specified condition with in a time is called state.
- An algorithm will definitely have **start state and end state**

Problem: Add two numbers

Step 1: Start
Step 2: Read A, B
Step 3: $C=A+B$
Step 4: Print C
Step 5: Stop



CONTROL FLOW



- Control flow which is also stated as flow of control, determines what section of code is to run in program at a given time.

- There are three types of flows, they are
 - 1. Sequential control flow
 - 2. Selection or Conditional control flow
 - 3. Looping, iteration or repetition control flow



SEQUENTIAL CONTROL FLOW



- Sequential control structure is used to perform the **action one after another**.
- **Only one step** is executed once.
- The logic is **top to bottom** approach.

- Example

Description: To find the sum of two numbers.

STEP 1. Start

STEP 2. Read the value of 'a'

STEP 3. Read the value of 'b'

STEP 4. Calculate $\text{sum} = a + b$

STEP 5. Print the sum of two number

STEP 6. Stop



SELECTION OR CONDITIONAL CONTROL FLOW



- Selection flow allows the program to make “**choice**” between two alternate paths based on condition.
- It is also called as **decision structure**.

Basic structure:

IF CONDITION is **TRUE** then
perform some action

ELSE IF CONDITION is **FALSE** then
perform some action

Example

//Description: finding the greater number

STEP 1. Start

STEP 2. Read a

STEP 3. Read b

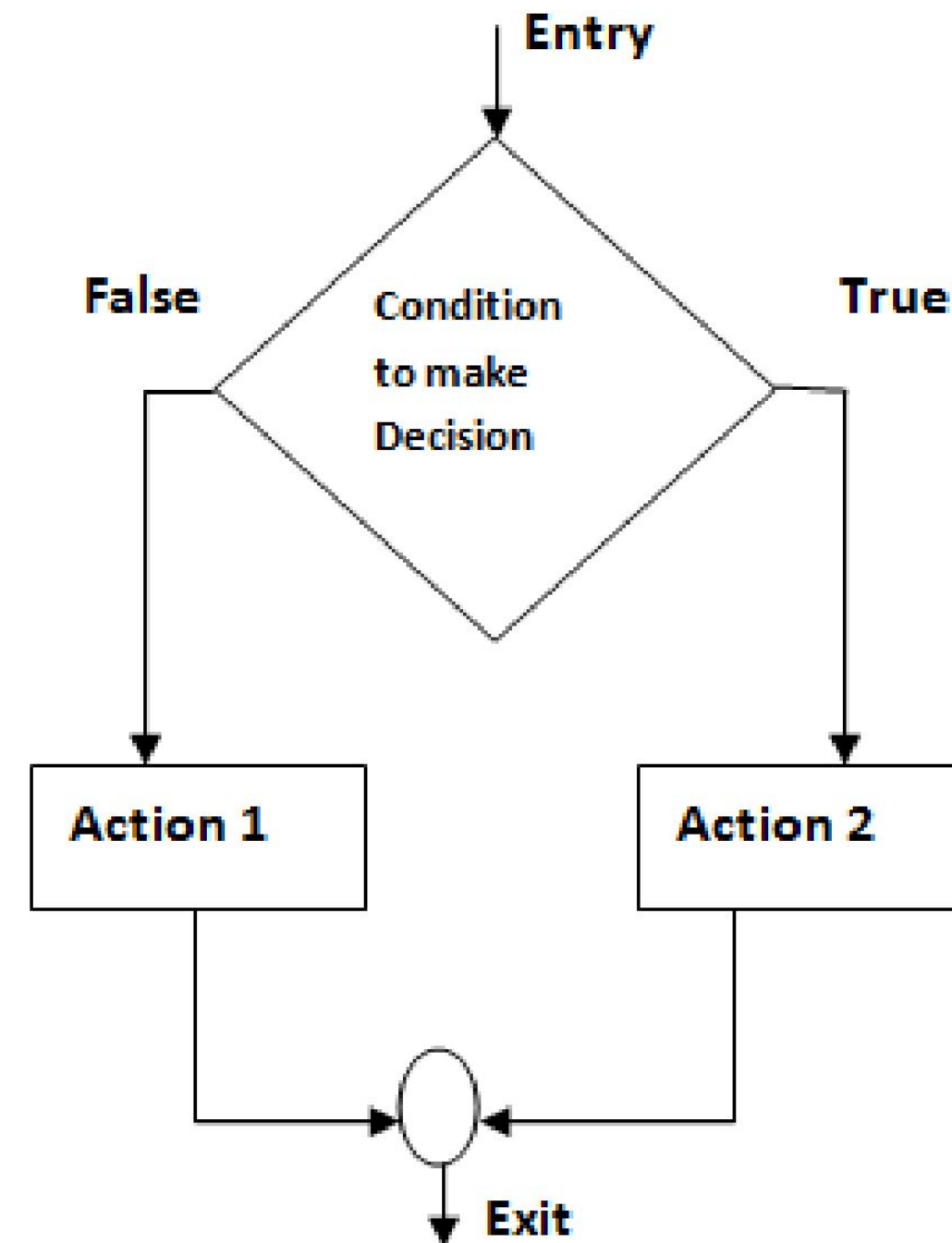
STEP 4. If $a > b$ then

STEP 4.1. Print a is greater

else

STEP 4.2. Print b is greater

STEP 5. Stop





REPETITION CONTROL FLOW



- Repetition control flow means that **one or more steps are performed repeatedly** until some **condition** is reached.
- This logic is used for producing “**loops**” in program logic when one or more instructions may need to be executed several times depending on condition.

Basic Structure:

Repeat **until** **CONDITION** is true
Statements

Example

//Description: to print the values from 1 to n

STEP 1. Start

STEP 2. Read the value of ‘n’

STEP 3. Initialize i as 1

STEP 4. Repeat step 4.1 until $i < n$

STEP 4.1. Print i

STEP 5. Stop



FUNCTION



- A function is a **block** of organized, reusable code that is used to perform a single, related action.
- Function is also named as methods, sub-routines.
- For complex problems, the problem is been divided into **smaller and simpler tasks** during algorithm design

Benefits of Using Functions

- Reduction in line of code
- Code reuse
- Better readability
- Information hiding
- Easy to debug and test
- Improved maintainability

Basic Syntax

```
function_name(parameters)  
function statements  
end function
```

Algorithm for addition of two numbers using function

Main function()

Step 1: Start

Step 2: Call the function add()

Step 3: Stop

sub function add()

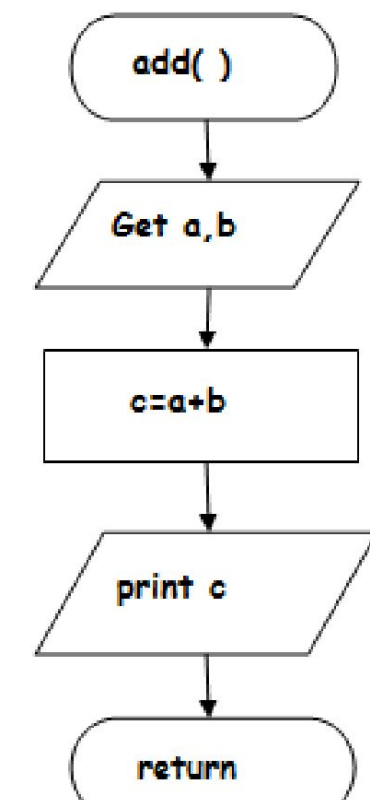
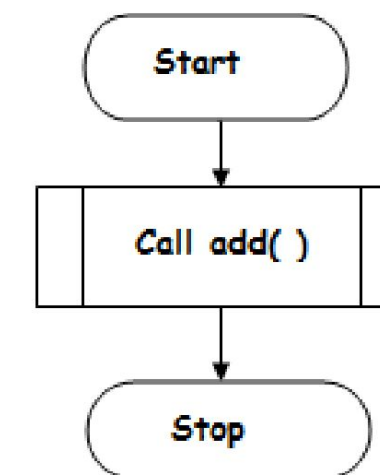
Step 1: Function start

Step 2: Get a,b Values

Step 3: add $c=a+b$

Step 4: Print c

Step 5: Stop





EXAMPLES

Problem 1:

Find the area of a Circle of radius r.

Inputs to the algorithm:

Radius r of the Circle.

Expected output:

Area of the Circle

Algorithm:

Step 1: Start

Step2: Read input the Radius r of the Circle

Step3: $\text{Area} = \text{PI} * r * r$ // calculation of area

Step4: Print Area

Step 5: Stop

Problem2:

Write an algorithm to read two numbers and find their sum.

Inputs to the algorithm:

First num1.

Second num2.

Expected output:

Sum of the two numbers.

Algorithm:

Step 1: Start

Step 2: Read\input the first num1.

Step 3: Read\input the second num2.

Step 4: $\text{Sum} = \text{num1} + \text{num2}$ // calculation of sum

Step 5: Print Sum

Step 6: Stop



Problem 3:

Convert temperature Fahrenheit to Celsius

Inputs to the algorithm:

Temperature in Fahrenheit

Expected output:

Temperature in Celsius

Algorithm:

Step 1: Start

Step 2: Read Temperature in Fahrenheit F

Step 3: $C = 5/9 * (F - 32)$

Step 4: Print Temperature in Celsius: C

Step 5: End

EXAMPLES

Problem 4:

Find the largest number between A and B

Inputs to the algorithm:

A, B

Expected output:

Largest A or B

Algorithm:

Step 1: Start

Step 2: Read A, B

Step 3: If A is less than B, then

Big=B

Small=A

Print A is largest

Else

Big=A

Small = B

Step 4: Write (Display) BIG, SMALL

Step 5: Stop



EXAMPLES

Problem 5:

To determine a student's average grade and indicate whether successful or fail.

Step 1: Start

Step 2: Input mid-term and final

Step 3: $\text{average} = (\text{mid-term} + \text{final}) / 2$

Step 4: if (average < 60) then

 Print "FAIL"

else

 Print "SUCCESS"

Step 5: Stop

Problem 6:

A algorithm to find the largest value of any three numbers.

Step 1: Start

Step 2: Read/input A,B and C

Step 3: If $(A \geq B)$ and $(A \geq C)$ then Max=A

Step 4: If $(B \geq A)$ and $(B \geq C)$ then Max=B

Step 5: If $(C \geq A)$ and $(C \geq B)$ then Max=C

Step 6: Print Max

Step 7: End