



SNS COLLEGE OF TECHNOLOGY



Coimbatore-35.

An Autonomous Institution

**Accredited by NBA – AICTE and Accredited by NAAC – UGC with ‘A+’ Grade
Approved by AICTE, New Delhi & Affiliated to Anna University, Chennai**

COURSE NAME : 19CSB201 – OPERATING SYSTEMS

II YEAR/ IV SEMESTER

UNIT – II Process Scheduling And Synchronization

Topic: Deadlock: System Model & Characterization

Mrs. M. Lavanya

Assistant Professor

Department of Computer Science and Engineering



Deadlocks



- System Model
- Deadlock Characterization
- Methods for Handling Deadlocks
- Deadlock Prevention
- Deadlock Avoidance
- Deadlock Detection
- Recovery from Deadlock



Deadlock

A process requests resources; if the resources are not available at that time, the process enters a waiting state.

Sometimes, a waiting process is never again able to change state, because the **resources it has requested are held by other waiting processes**. This situation is called a deadlock.



System Model



- System consists of resources
- Resource types R_1, R_2, \dots, R_m
CPU cycles, memory space, I/O devices
- Each resource type R_i has W_i instances.
- Each process **utilizes a resource** as follows:
 - **request**
 - **use**
 - **release**



- A process must **request** a resource before using it and must **release** the resource after using it.
- A process **may request as many resources** as it requires to carry out its designated task.
- Obviously, the number of resources requested may **not exceed the total number of resources available** in the system. In other words, a process cannot request three printers if the system has only two.



Deadlock Characterization

Necessary Conditions

Deadlock can arise if four conditions hold simultaneously.

- **Mutual exclusion:** only one process at a time can use a resource
- **Hold and wait:** a process holding at least one resource is waiting to acquire additional resources held by other processes
- **No preemption:** a resource can be released only voluntarily by the process holding it, after that process has completed its task
- **Circular wait:** there exists a set $\{P_0, P_1, \dots, P_n\}$ of waiting processes such that P_0 is waiting for a resource that is held by P_1 , P_1 is waiting for a resource that is held by P_2 , ..., P_{n-1} is waiting for a resource that is held by P_n , and P_n is waiting for a resource that is held by P_0 .



Resource-Allocation Graph

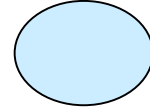
A set of vertices V and a set of edges E .

- V is partitioned into two types:
 - $P = \{P_1, P_2, \dots, P_n\}$, the set consisting of all the **active processes** in the system
 - $R = \{R_1, R_2, \dots, R_m\}$, the set consisting of all **resource** types in the system
- **request edge** – directed edge $P_i \rightarrow R_j$
- **assignment edge** – directed edge $R_j \rightarrow P_i$

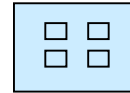


Resource-Allocation Graph (Cont.)

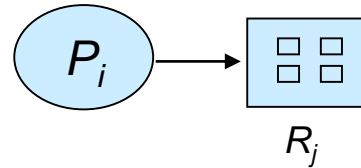
- Process



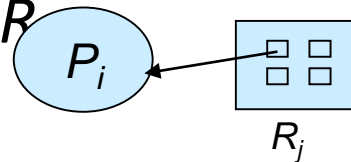
- Resource Type with 4 instances



- P_i requests instance of R_j

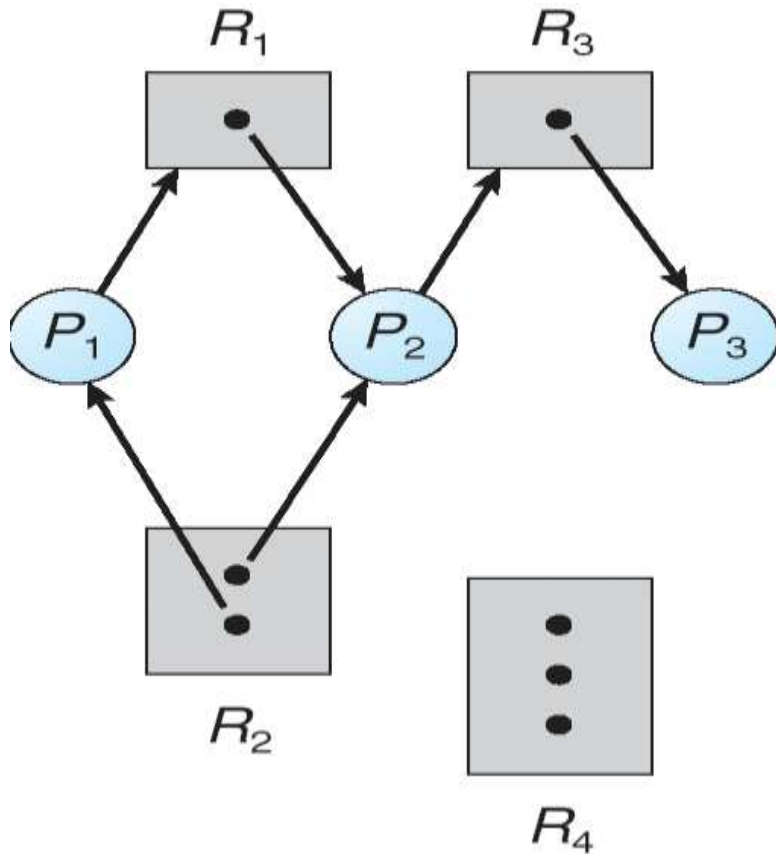


- P_i is holding an instance of R_j





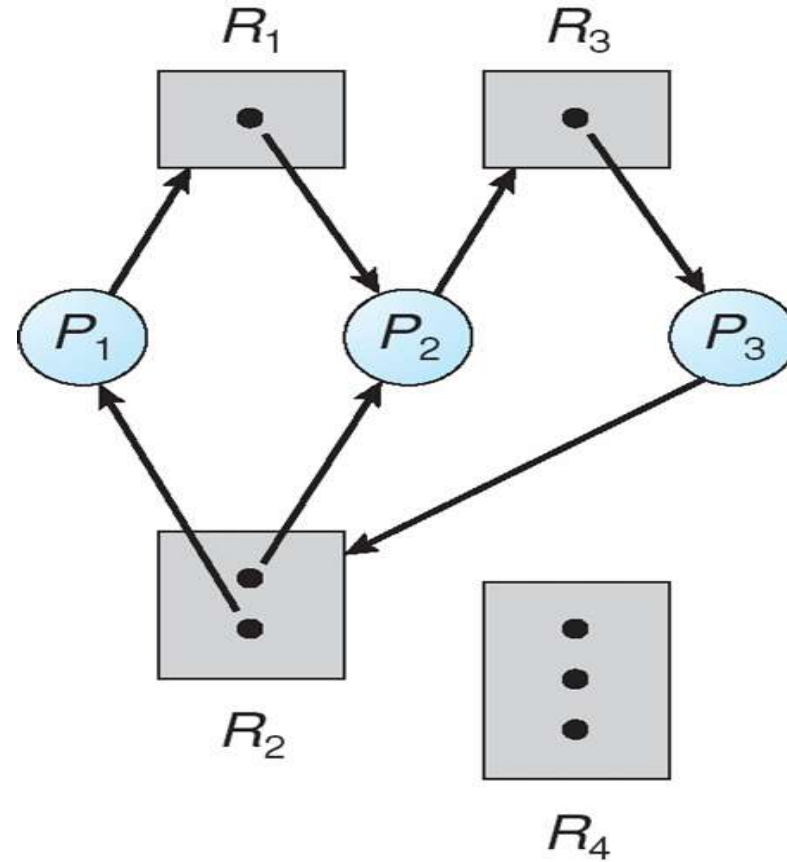
Example of a Resource Allocation Graph



- The sets P , R , and E :
 - $P = \{P_1, P_2, P_3\}$
 - $R = \{R_1, R_2, R_3, R_4\}$
 - $E = \{P_1 \rightarrow R_1, P_2 \rightarrow R_3, R_1 \rightarrow P_2, R_2 \rightarrow P_1, R_2 \rightarrow P_2, R_3 \rightarrow P_3\}$
- Resource instances:
 - One instance of resource type R_1
 - Two instances of resource type R_2
 - One instance of resource type R_3
 - Three instances of resource type R_4
- Process states:
 - Process P_1 is holding an instance of resource type R_2 and is waiting for an instance of resource type R_1 .
 - Process P_2 is holding an instance of R_1 and an instance of R_2 and is waiting for an instance of R_3 .
 - Process P_3 is holding an instance of R_3 .



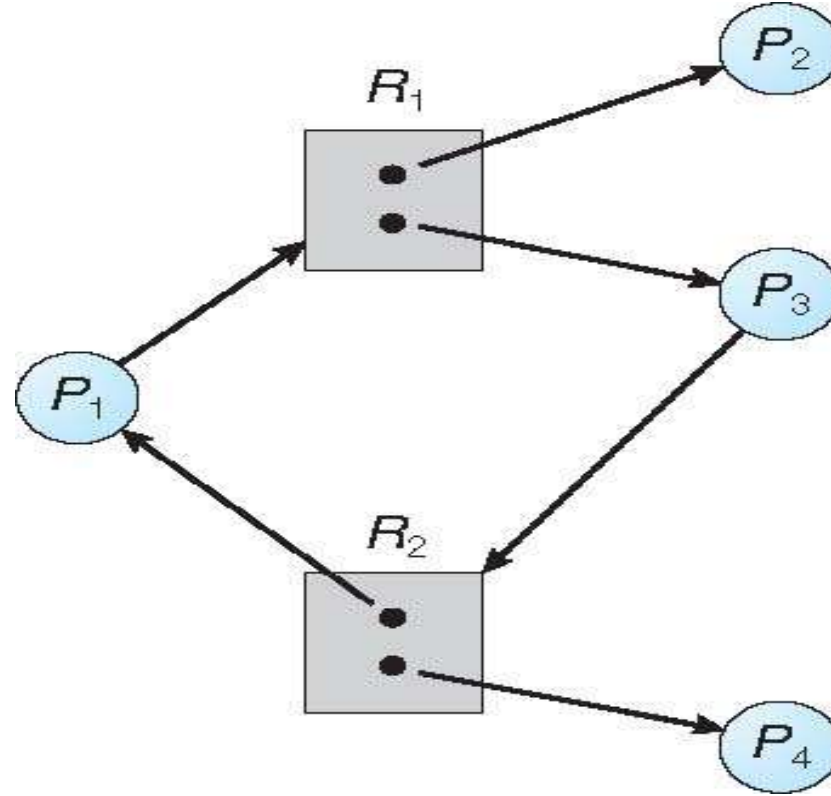
Resource Allocation Graph With A Deadlock



$P_1 \rightarrow R_1 \rightarrow P_2 \rightarrow R_3 \rightarrow P_3 \rightarrow R_2 \rightarrow P_1$
 $P_2 \rightarrow R_3 \rightarrow P_3 \rightarrow R_2 \rightarrow P_2$



Graph With A Cycle But No Deadlock





Basic Facts

- If graph contains **no cycles** \Rightarrow **no deadlock**
- If graph contains a **cycle** \Rightarrow
 - if only **one instance** per resource type, then **deadlock**
 - if **several instances** per resource type, **possibility of deadlock**



Methods for Handling Deadlocks

- Ensure that the system will *never* enter a deadlock state:
 - Deadlock prevention
 - Deadlock avoidance
- Allow the system to *enter a deadlock state and then recover*
- Ignore the problem and *pretend that deadlocks never occur* in the system; used by most operating systems, including UNIX



- we can deal with the deadlock problem in **one of three ways**:
- We can use a protocol to prevent or avoid deadlocks, ensuring that the system will never enter a deadlocked state.
- We can allow the system to enter a deadlocked state, detect it, and recover.
- We can ignore the problem altogether and pretend that deadlocks never occur in the system.



Deadlock Prevention

For a deadlock to occur, each of the four necessary conditions must hold. By ensuring that **at least one of these conditions cannot hold, we can prevent the occurrence of a deadlock.**

Restrain the ways request can be made

- **Mutual Exclusion** – not required for sharable resources (e.g., read-only files); must hold for non-sharable resources
- **Hold and Wait** – must guarantee that whenever a process requests a resource, it does not hold any other resources
 - Require process to request and be allocated all its resources before it begins execution, or allow process to request resources only when the process has none allocated to it.
 - Low resource utilization; starvation possible



Deadlock Prevention (Cont.)

- **No Preemption** –
 - If a process that is holding some resources requests another resource that cannot be immediately allocated to it, then all resources currently being held are released
 - Preempted resources are added to the list of resources for which the process is waiting
 - Process will be restarted only when it can regain its old resources, as well as the new ones that it is requesting
- **Circular Wait** – impose a total ordering of all resource types, and require that each process requests resources in an increasing order of enumeration



Deadlock Example

```
/* thread one runs in this function */
void *do_work_one(void *param)
{
    pthread_mutex_lock(&first_mutex);
    pthread_mutex_lock(&second_mutex);
    /** * Do some work */
    pthread_mutex_unlock(&second_mutex);
    pthread_mutex_unlock(&first_mutex);
    pthread_exit(0);
}

/* thread two runs in this function */
void *do_work_two(void *param)
{
    pthread_mutex_lock(&second_mutex);
    pthread_mutex_lock(&first_mutex);
    /** * Do some work */
    pthread_mutex_unlock(&first_mutex);
    pthread_mutex_unlock(&second_mutex);
    pthread_exit(0);
}
```



Deadlock Example with Lock Ordering



```
void transaction(Account from, Account to, double amount)
{
    mutex lock1, lock2;
    lock1 = get_lock(from);
    lock2 = get_lock(to);
    acquire(lock1);
        acquire(lock2);
            withdraw(from, amount);
            deposit(to, amount);
        release(lock2);
    release(lock1);
}
```

Transactions 1 and 2 execute concurrently.
Transaction 1 transfers \$25 from account A to account B, and Transaction 2 transfers \$50 from account B to account A

one thread might invoke

transaction(checking account, savings account, 25);

and another might invoke

transaction(savings account, checking account, 50);



Deadlock Avoidance

Requires that the system has some additional *a priori* information available

- Simplest and most useful model requires that each process declare the **maximum number** of resources of each type that it may need
- The deadlock-avoidance algorithm dynamically examines the **resource-allocation state** to ensure that there can **never be a circular-wait condition**
- Resource-allocation *state* is defined by the number of available and allocated resources, and the maximum demands of the processes



Safe State

- When a process requests an available resource, system must decide if immediate allocation leaves the system in a safe state
- System is in **safe state** if there exists a sequence $\langle P_1, P_2, \dots, P_n \rangle$ of ALL the processes in the systems such that for each P_i , the resources that P_i can still request can be satisfied by currently available resources + resources held by all the P_j , with $j < i$
- That is:
 - If P_i resource needs are not immediately available, then P_i can wait until all P_j have finished
 - When P_j is finished, P_i can obtain needed resources, execute, return allocated resources, and terminate
 - When P_i terminates, P_{i+1} can obtain its needed resources, and so on

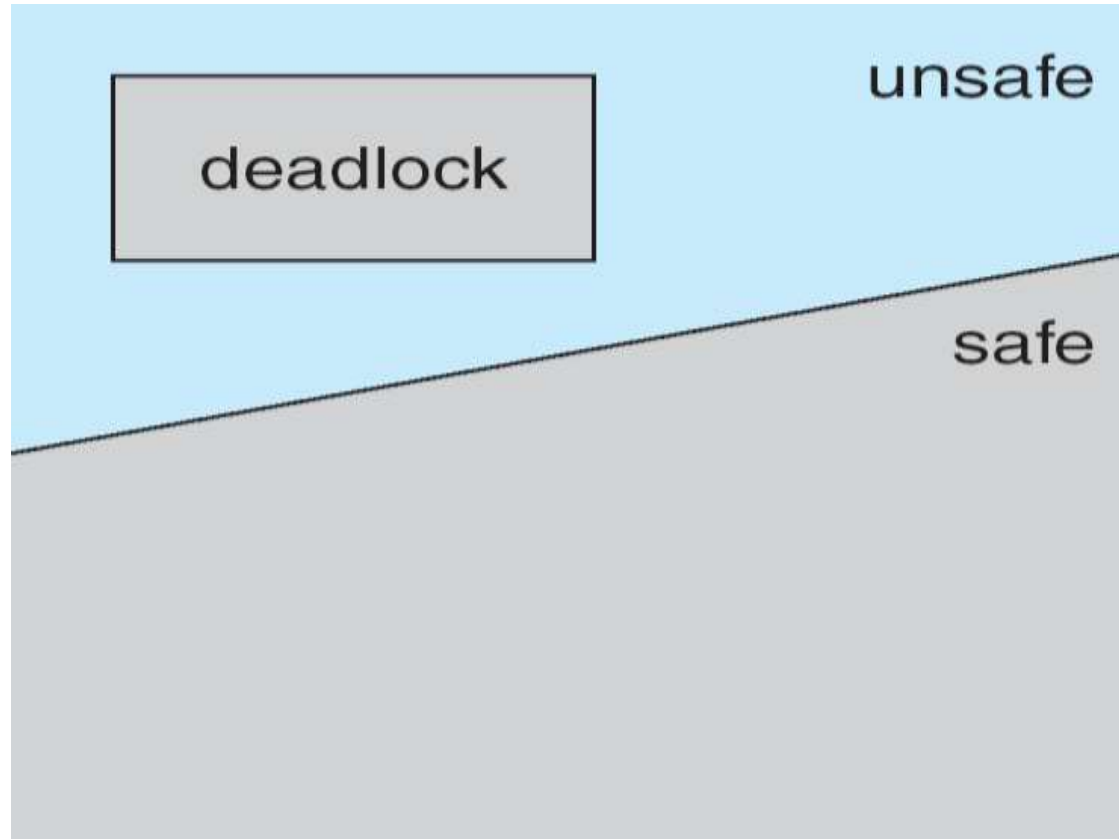


Basic Facts

- If a system is in safe state \Rightarrow no deadlocks
- If a system is in unsafe state \Rightarrow possibility of deadlock
- Avoidance \Rightarrow ensure that a system will never enter an unsafe state.
- A state is safe if the system can allocate resources to each process (up to its maximum) in some order and still avoid a deadlock. More formally, **a system is in a safe state only if there exists a safe sequence.**



Safe, Unsafe, Deadlock State





Avoidance Algorithms

- Single instance of a resource type
 - Use a resource-allocation graph
- Multiple instances of a resource type
 - Use the banker's algorithm

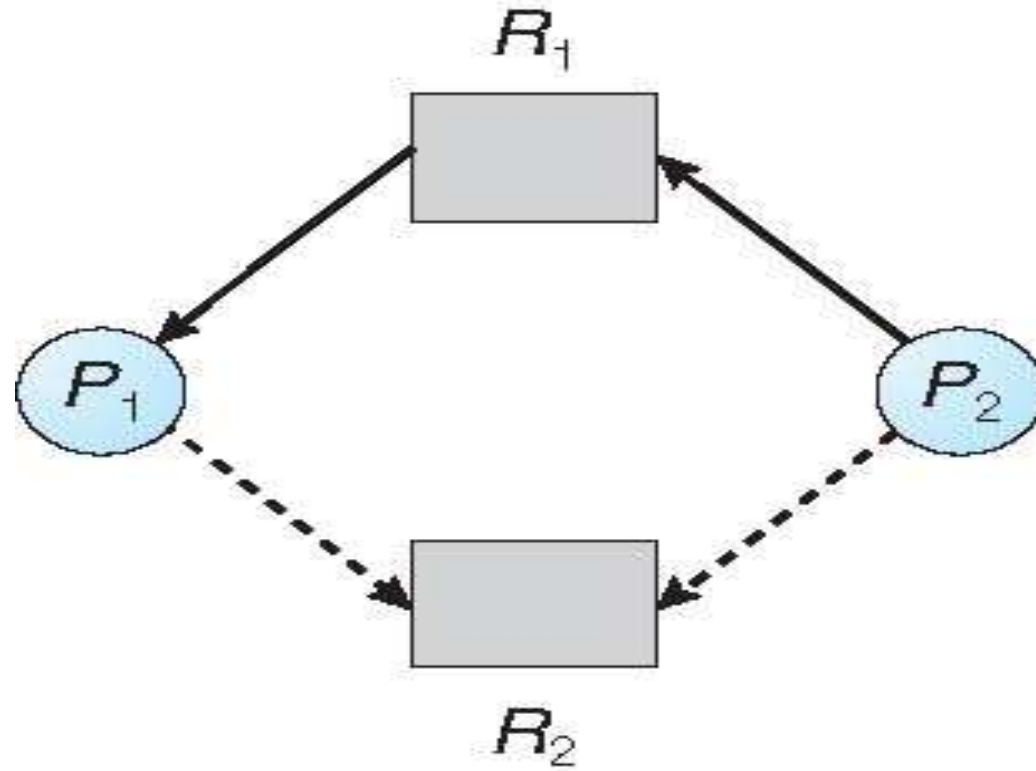


Resource-Allocation Graph Algorithm

- **Claim edge** $P_i \rightarrow R_j$ indicated that process P_j may request resource R_j ; represented by a **dashed line**
- Claim edge converts to request edge when a process requests a resource
- Request edge converted to an assignment edge when the resource is allocated to the process
- When a resource is released by a process, assignment edge reconverts to a claim edge
- Resources must be claimed *a priori* in the system

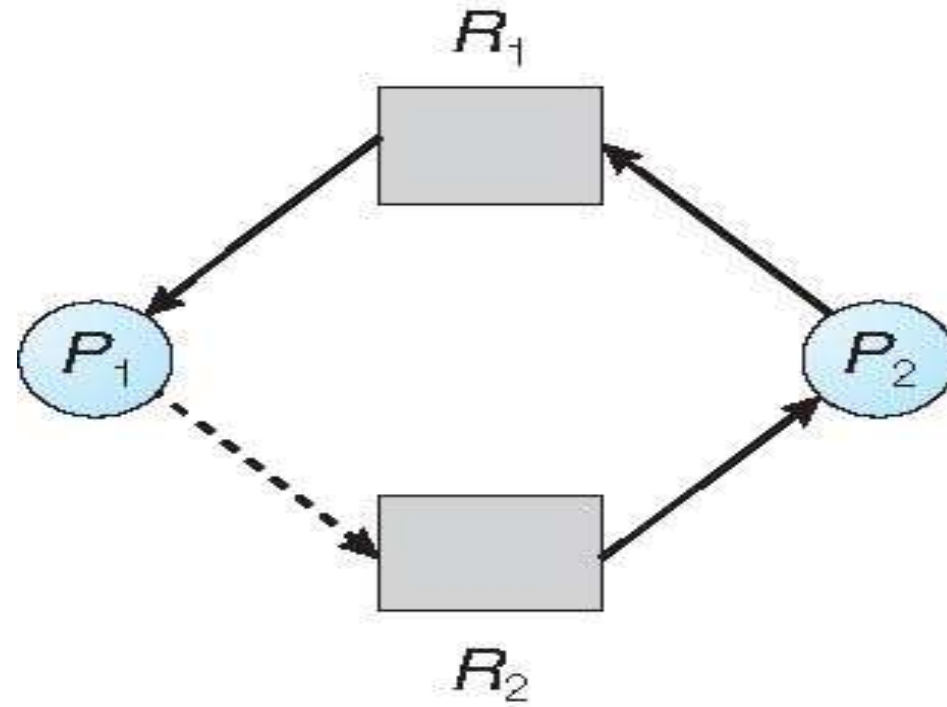


Resource-Allocation Graph





Unsafe State In Resource-Allocation Graph





Resource-Allocation Graph Algorithm

- Suppose that process P_i requests a resource R_j
- The request can be **granted only** if converting the request edge to an assignment **edge does not result** in the **formation of a cycle** in the resource allocation graph



Banker's Algorithm

- Multiple instances
- Each process must a priori claim maximum use
- When a process requests a resource it may have to wait
- When a process gets all its resources it must return them in a finite amount of time



Data Structures for the Banker's Algorithm

Let n = number of processes, and m = number of resources types.

- **Available:** Vector of length m . If available $[j] = k$, there are k instances of resource type R_j available
- **Max:** $n \times m$ matrix. If $Max [i,j] = k$, then process P_i may request at most k instances of resource type R_j
- **Allocation:** $n \times m$ matrix. If $Allocation[i,j] = k$ then P_i is currently allocated k instances of R_j
- **Need:** $n \times m$ matrix. If $Need[i,j] = k$, then P_i may need k more instances of R_j to complete its task

$$Need [i,j] = Max[i,j] - Allocation [i,j]$$



Safety Algorithm

1. Let ***Work*** and ***Finish*** be vectors of length m and n , respectively.
Initialize:
 $Work = Available$
 $Finish [i] = false$ for $i = 0, 1, \dots, n- 1$
2. Find an i such that both:
 - (a) $Finish [i] = false$
 - (b) $Need_i \leq Work$If no such i exists, go to step 4
3. $Work = Work + Allocation_i$
 $Finish[i] = true$
go to step 2
4. If $Finish [i] == true$ for all i , then the system is in a safe state



Resource-Request Algorithm for Process P_i

$Request_i$ = request vector for process P_i . If **$Request_i[j] = k$** then process P_i wants k instances of resource type R_j

1. If **$Request_i \leq Need_i$** , go to step 2. Otherwise, raise error condition, since process has exceeded its maximum claim
2. If **$Request_i \leq Available$** , go to step 3. Otherwise P_i must wait, since resources are not available
3. Pretend to allocate requested resources to P_i by modifying the state as follows:

$$Available = Available - Request_i;$$

$$Allocation_i = Allocation_i + Request_i;$$

$$Need_i = Need_i - Request_i;$$

- If safe \Rightarrow the resources are allocated to P_i
- If unsafe $\Rightarrow P_i$ must wait, and the old resource-allocation state is restored



Example of Banker's Algorithm

- 5 processes P_0 through P_4 ;
3 resource types:
A (10 instances), B (5 instances), and C (7 instances)
- Snapshot at time T_0 :

	<u>Allocation</u>			<u>Max</u>			<u>Available</u>		
	A	B	C	A	B	C	A	B	C
P_0	0	1	0	7	5	3	3	3	2
P_1	2	0	0	3	2	2			
P_2	3	0	2	9	0	2			
P_3	2	1	1	2	2	2			
P_4	0	0	2	4	3	3			



Example (Cont.)

- The content of the matrix **Need** is defined to be **Max – Allocation**

	<u>Need</u>		
	A	B	C
P_0	7	4	3
P_1	1	2	2
P_2	6	0	0
P_3	0	1	1
P_4	4	3	1

- The system is in a safe state since the sequence $\langle P_1, P_3, P_4, P_2, P_0 \rangle$ satisfies safety criteria



Example: P_1 Request (1,0,2)

- Check that Request \leq Available (that is, $(1,0,2) \leq (3,3,2) \Rightarrow$ true

	<u>Allocation</u>	<u>Need</u>	<u>Available</u>
	A B C	A B C	A B C
P_0	0 1 0	7 4 3	2 3 0
P_1	3 0 2	0 2 0	
P_2	3 0 2	6 0 0	
P_3	2 1 1	0 1 1	
P_4	0 0 2	4 3 1	

- Executing safety algorithm shows that sequence $\langle P_1, P_3, P_4, P_0, P_2 \rangle$ satisfies safety requirement
- Can request for (3,3,0) by P_4 be granted?
- Can request for (0,2,0) by P_0 be granted?



Deadlock Detection

- Allow system to enter deadlock state
- Detection algorithm
- Recovery scheme

The system may provide:

- An algorithm that examines the state of the system to determine whether a deadlock has occurred
- An algorithm to recover from the deadlock

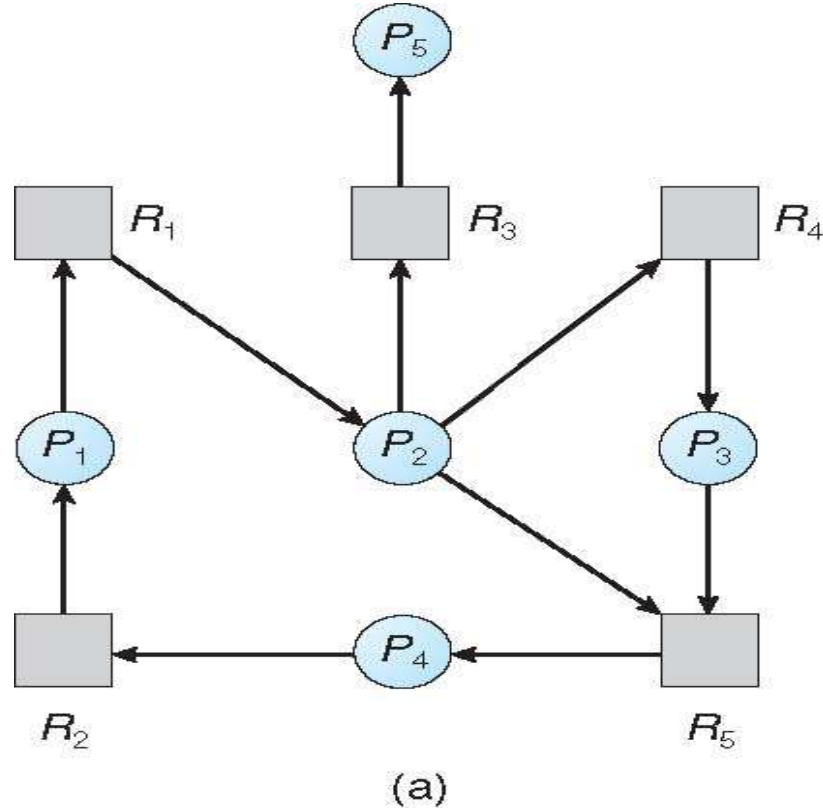


Single Instance of Each Resource Type

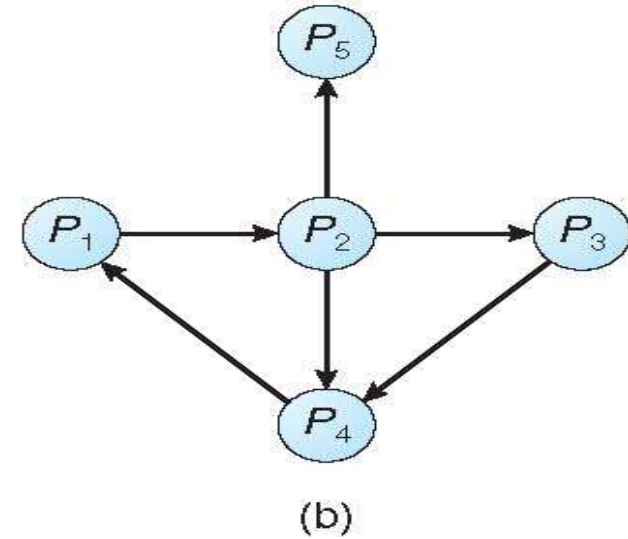
- Maintain **wait-for** graph
 - Nodes are processes
 - $P_i \rightarrow P_j$ if P_i is waiting for P_j
- Periodically invoke an algorithm that searches for a cycle in the graph. If there is a cycle, there exists a deadlock
- An algorithm to detect a cycle in a graph requires an order of n^2 operations, where n is the number of vertices in the graph



Resource-Allocation Graph and Wait-for Graph



Resource-Allocation Graph



Corresponding wait-for graph



Several Instances of a Resource Type

- **Available:** A vector of length m indicates the number of available resources of each type
- **Allocation:** An $n \times m$ matrix defines the number of resources of each type currently allocated to each process
- **Request:** An $n \times m$ matrix indicates the current request of each process. If **Request** $[i][j] = k$, then process P_i is requesting k more instances of resource type R_j .



Detection Algorithm

1. Let ***Work*** and ***Finish*** be vectors of length ***m*** and ***n***, respectively
Initialize:
 - (a) ***Work = Available***
 - (b) For ***i = 1, 2, ..., n***, if ***Allocation_i ≠ 0***, then
Finish[i] = false; otherwise, ***Finish[i] = true***

2. Find an index ***i*** such that both:
 - (a) ***Finish[i] == false***
 - (b) ***Request_i ≤ Work***

If no such ***i*** exists, go to step 4



Detection Algorithm (Cont.)

3. **$Work = Work + Allocation;$
 $Finish[i] = true$
go to step 2**
4. If **$Finish[i] == false$** , for some $i, 1 \leq i \leq n$, then the system is in deadlock state. Moreover, if **$Finish[i] == false$** , then P_i is deadlocked

Algorithm requires an order of $O(m \times n^2)$ operations to detect whether the system is in deadlock state



Example of Detection Algorithm

- Five processes P_0 through P_4 ; three resource types A (7 instances), B (2 instances), and C (6 instances)
- Snapshot at time T_0 :

	<u>Allocation</u>			<u>Request</u>			<u>Available</u>		
	A	B	C	A	B	C	A	B	C
P_0	0	1	0	0	0	0	0	0	0
P_1	2	0	0	2	0	2			
P_2	3	0	3	0	0	0			
P_3	2	1	1	1	0	0			
P_4	0	0	2	0	0	2			

- Sequence $\langle P_0, P_2, P_3, P_1, P_4 \rangle$ will result in ***Finish[i] = true*** for all i



Example (Cont.)

- P_2 requests an additional instance of type **C**

	<u>Request</u>		
	A	B	C
P_0	0	0	0
P_1	2	0	2
P_2	0	0	1
P_3	1	0	0
P_4	0	0	2

- State of system?
 - Can reclaim resources held by process P_0 , but insufficient resources to fulfill other processes requests
 - Deadlock exists, consisting of processes P_1 , P_2 , P_3 , and P_4



Detection-Algorithm Usage

- When, and how often, to invoke depends on:
 - How often a deadlock is likely to occur?
 - How many processes will need to be rolled back?
 - one for each disjoint cycle
- If detection algorithm is invoked arbitrarily, there may be many cycles in the resource graph and so we would not be able to tell which of the many deadlocked processes “caused” the deadlock.



Recovery from Deadlock: Process Termination

- Abort all deadlocked processes
- Abort one process at a time until the deadlock cycle is eliminated
- In which order should we choose to abort?
 1. Priority of the process
 2. How long process has computed, and how much longer to completion
 3. Resources the process has used
 4. Resources process needs to complete
 5. How many processes will need to be terminated
 6. Is process interactive or batch?



Recovery from Deadlock: **Resource Preemption**

- **Selecting a victim** – minimize cost
- **Rollback** – return to some safe state, restart process for that state
- **Starvation** – same process may always be picked as victim, include number of rollback in cost factor



REFERENCES

TEXT BOOKS:

- T1 Silberschatz, Galvin, and Gagne, “Operating System Concepts”, Ninth Edition, Wiley India Pvt Ltd, 2009.)
- T2. Andrew S. Tanenbaum, “Modern Operating Systems”, Fourth Edition, Pearson Education, 2010

REFERENCES:

- R1 Gary Nutt, “Operating Systems”, Third Edition, Pearson Education, 2004.
- R2 Harvey M. Deitel, “Operating Systems”, Third Edition, Pearson Education, 2004.
- R3 Abraham Silberschatz, Peter Baer Galvin and Greg Gagne, “Operating System Concepts”, 9th Edition, John Wiley and Sons Inc., 2012.
- R4. William Stallings, “Operating Systems – Internals and Design Principles”, 7th Edition, Prentice Hall, 2011

