



SNS COLLEGE OF TECHNOLOGY

Coimbatore-35
An Autonomous Institution

Accredited by NBA – AICTE and Accredited by NAAC – UGC with 'A+' Grade
Approved by AICTE, New Delhi & Affiliated to Anna University, Chennai



DEPARTMENT OF INFORMATION TECHNOLOGY

19ITT101-PROGRAMMING IN C AND DATA STRUCTURES

I YEAR - II SEM

UNIT 4 – STACK AND QUEUE

TOPIC 7 – Postfix expression evaluation



Postfix Expression

$AB+$



Postfix Expression

- Infix expression is the form AOB
 - A and B are numbers or also infix expression
 - O is operator (+, -, *, /)
- Postfix expression is the form ABO
 - A and B are numbers or also postfix expression
 - O is operator (+, -, *, /)



From Postfix to Answer


- The reason to convert infix to postfix expression is that we can compute the answer of postfix expression easier by using a stack.



From Postfix to Answer

Ex: $10\ 2\ 8\ * + 3\ -$

- First, push(10) into the stack

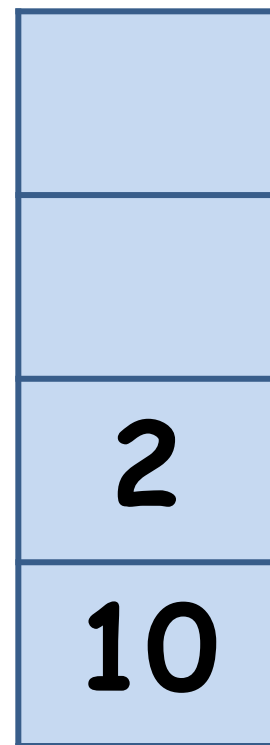




From Postfix to Answer

Ex: 10 2 8 * + 3 -

- Then, push(2) into the stack

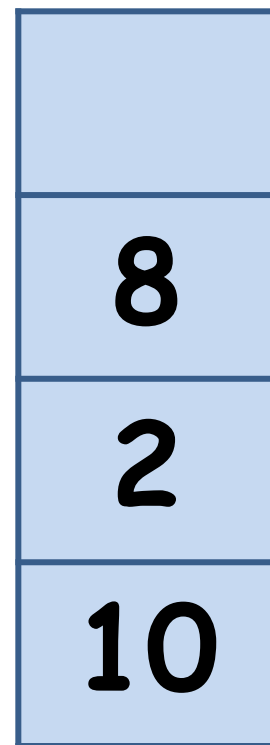




From Postfix to Answer

Ex: $10\ 2\ 8\ * + 3\ -$

- Push(8) into the stack

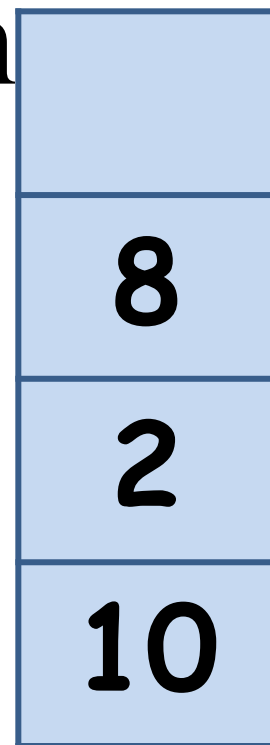




From Postfix to Answer

Ex: $10\ 2\ 8\ * + 3\ -$

- Now we see an operator $*$, that means we can get an n_u number by calculation



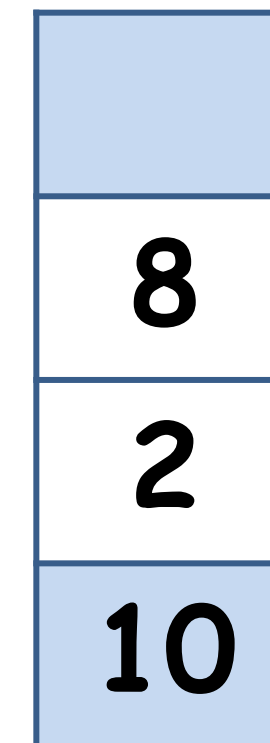




From Postfix to Answer

Ex: 10 2 8 * + 3 -

- Now we see an operator *, that means we can get an new number by calculation
- Pop the first two numbers

$$2 * 8 = 16$$







From Postfix to Answer

Ex: 10 2 8 * + 3 -

- Now we see an operator *, that means we can get an new number by calculation
- Push the new number back

2 * 8 = 16



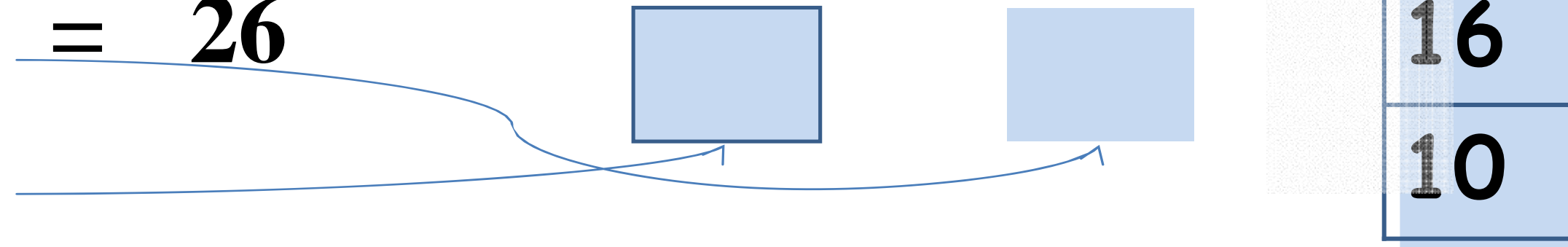


From Postfix to Answer

Ex: 10 2 8 * + 3 -

- Then we see the next operator + and perform the calculation

$$10 +_+ 16 = 26$$






From Postfix to Answer

Ex: 10 2 8 * + 3 -

- Then we see the next operator + and perform the calculation
- Push the new number back

$$10 + 16 = 26$$





From Postfix to Answer

Ex: $10\ 2\ 8\ * + 3\ -$

- We see the next number 3
- Push (3) into the stack






Compute the Answer

Ex: $10\ 2\ 8\ * + 3\ -$

- The last operation



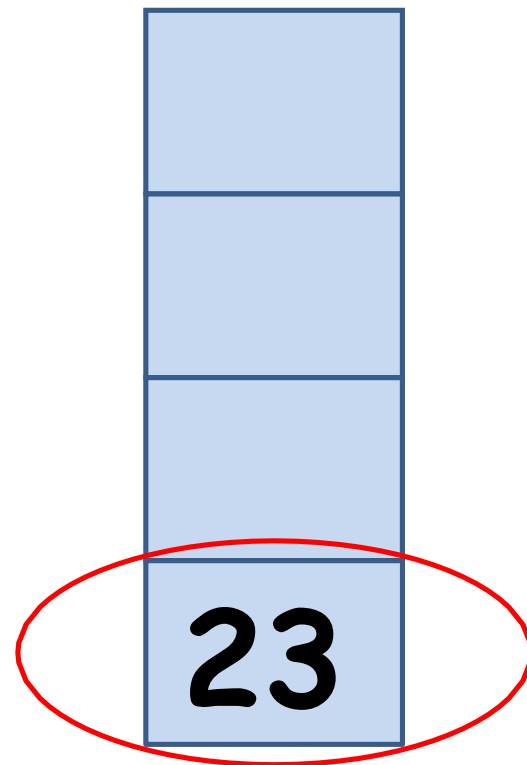
$$\boxed{26} - \boxed{3} = 23$$



From Postfix to Answer

Ex: 10 2 8 * + 3 -

- The last operation



$$\boxed{26} - \boxed{3} = \boxed{23}$$

answer!



From Postfix to Answer

- Algorithm: maintain a stack and scan the postfix expression from left to right
 - If the element is a number, push it into the stack
 - If the element is an operator O , pop twice and get A and B respectively. Calculate BOA and push it back to the stack
 - When the expression is ended, the number in the stack is the final answer



Transform Infix to Postfix

- Now, we have to design an algorithm to transform infix expression to postfix



Transform Infix to Postfix

- Observation 1: The order of computation depends on the order of operators
 - The parentheses must be added according to the priority of operations.
 - The priority of operator $*$ and $/$ is higher than those of operation $+$ and $-$
 - If there are more than one equal-priority operators, we assume that the left one's priority is higher than the right one's
 - This is called left-to-right parsing.



Transform Infix to Postfix

- Observation 1: The order of computation depends on the order of operators (cont.)
 - For example, to add parentheses for the expression $10 + 2 * 8 - 3$,
 - we first add parenthesis to $2 * 8$ since its priority is highest in the expression.
 - Then we add parenthesis to $10 + (2 * 8)$ since the priorities of $+$ and $-$ are equal, and $+$ is on the left of $-$.
 - Finally, we add parenthesis to all the expression and get $((10 + (2 * 8)) - 3)$.



Transform Infix to Postfix

- Observation 1: The order of computation depends on the order of operators (cont.)

– The computation order of expression $((10 + (2 * 8)) - 3)$ is:

- | | | |
|------------------|---|-------------------|
| • $2 * 8 = 16$ | € | $((10 + 16) - 3)$ |
| • $10 + 16 = 26$ | € | $(26 - 3)$ |
| • $26 - 3 = 23$ | € | 23 |



Transform Infix to Postfix

- Simplify the problem, how if there are only +/- operators?



Transform Infix to Postfix

- Simplify the problem, how if there are only +/- operators?
 - The leftmost operator will be done first
- Ex: $10 - 2 + 3 \in 8 + 3 \in 11$



Transform Infix to Postfix

- Simplify the problem, how if there are only $+/-$ operators?
- Algorithm: maintain a stack and scan the postfix expression from left to right
 - When we get a number, output it
 - When we get an operator O , pop the top element in the stack if the stack is not empty and then push(O) into the stack



Transform Infix to Postfix


- Simplify the problem, how if there are only +/- operators?
- Algorithm: maintain a stack and scan the postfix expression from left to right
 - When we get a number, output it
 - When we get an operator O, pop the top element in the stack if the stack is not empty and then push(O) into the stack
 - When the expression is ended, pop all the operators remain in the stack



Transform Infix to Postfix

Ex: $10 + 2 - 8 + 3$

- We see the first number 10, output it

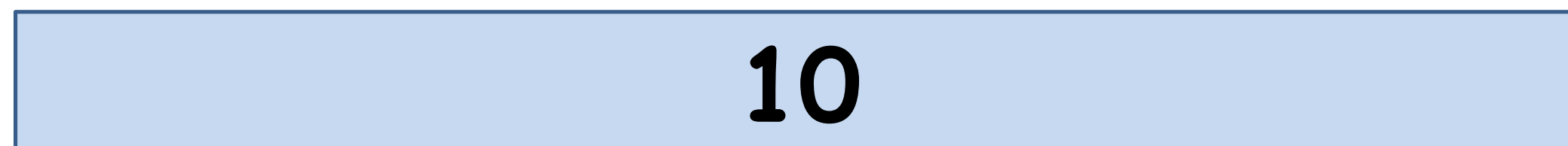





Transform Infix to Postfix

Ex: $10 + 2 - 8 + 3$

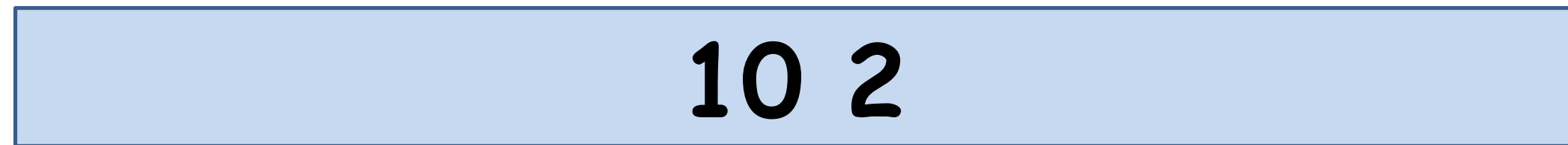

- We see the first operator $+$, push($+$) into the stack because at this moment the stack is empty





Transform Infix to Postfix

- Ex: $10 + 2 - 8 + 3$
- We see the number 2, output it

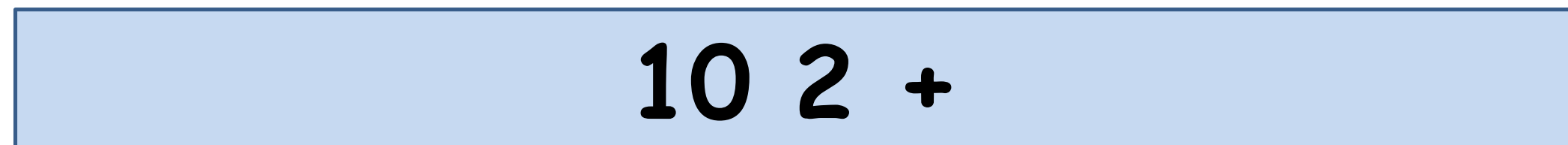





Transform Infix to Postfix

Ex: $10 + 2 - 8 + 3$

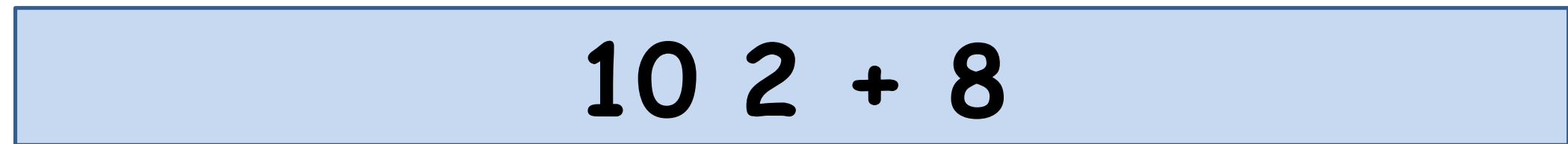

- We see the operator -, pop the operator + and push(-) into the stack





Transform Infix to Postfix

- Ex: $10 + 2 - 8 + 3$
- We see the number 8, output it

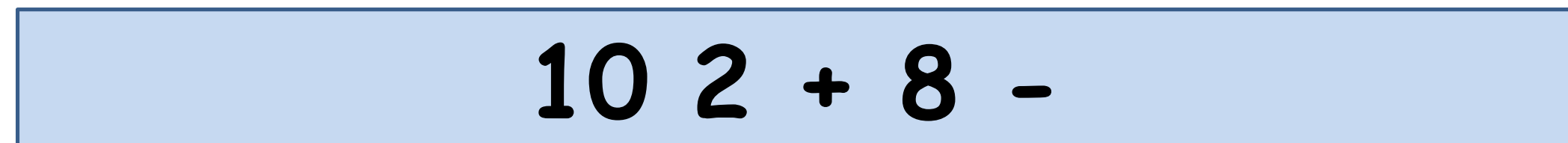




Transform Infix to Postfix

Ex: $10 + 2 - 8 + 3$



- We see the operator $+$, pop the operator $-$ and push($+$) into the stack





Transform Infix to Postfix

- Ex: $10 + 2 - 8 + 3$
- We see the number 3, output it

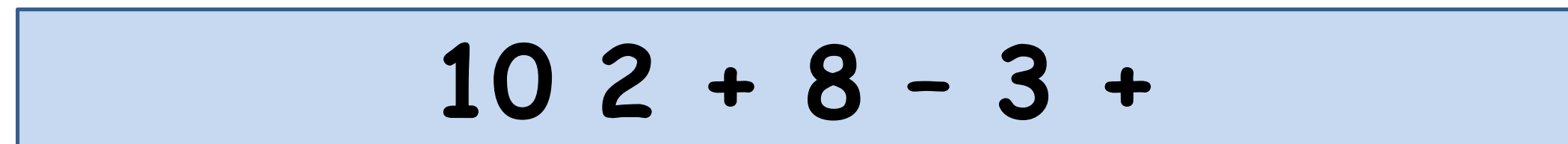





Transform Infix to Postfix

Ex: $10 + 2 - 8 + 3$

- We come to the end of the expression, then we pop all the operators in the stack

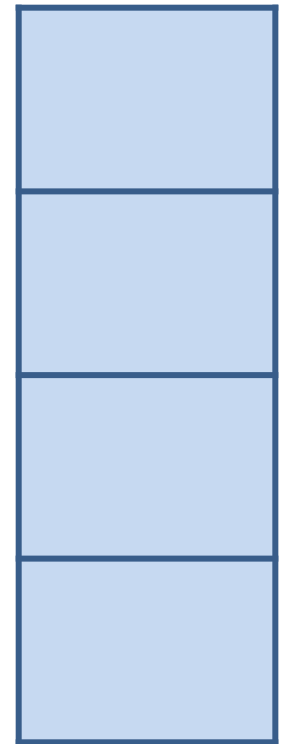




Transform Infix to Postfix

Ex: $10 + 2 - 8 + 3$

- When we get an operator, we have to push it into the stack and pop it when we see the next operator.
- The reason is, we have to “wait” for the second operand of the operator





Transform Infix to Postfix

- How to solve the problem when there are operators $+$, $-$, $*$, $/$?



Transform Infix to Postfix

- Observation 2: scan the infix expression from left to right, if we see higher- priority operator after lower-priority one, we know that the second operand of the lower-priority operator is an expression
 - Ex: $a + b * c = a + (b * c) \in a \mathbf{b c * } +$
 - That is, the expression $\mathbf{b c *}$ is the second operand of the operator “+”



Transform Infix to Postfix



- So, we modify the algorithm to adapt the situation



Transform Infix to Postfix


- Algorithm: maintain a stack and scan the postfix expression from left to right
 - When we get a number, output it
 - When we get an operator O, **pop the top element in the stack until there is no operator having higher priority then O** and then push(O) into the stack
 - When the expression is ended, pop all the operators remain in the stack



Transform Infix to Postfix

Ex: $10 + 2 * 8 - 3$

- We see the first number 10, output it






Transform Infix to Postfix

Ex: $10 + 2 * 8 - 3$

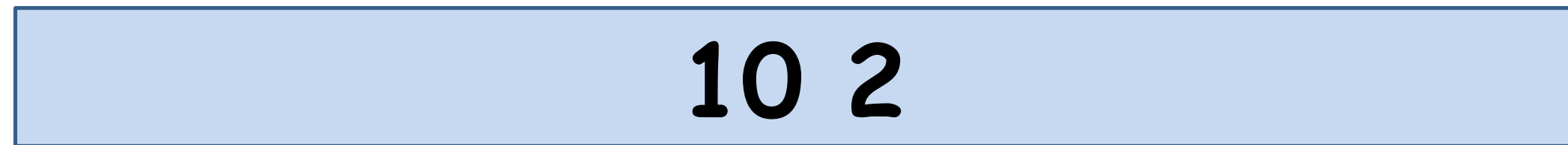

- We see the first operator $+$, push it into the stack





Transform Infix to Postfix

- Ex: $10 + 2 * 8 - 3$
- We see the number 2, output it

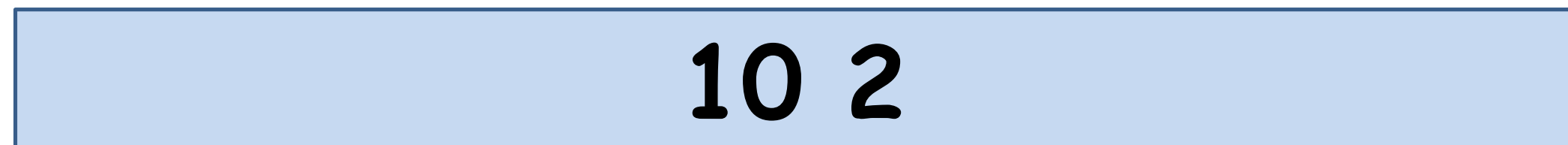
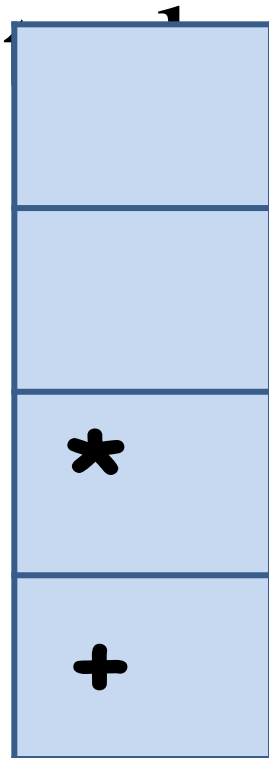




Transform Infix to Postfix

Ex: $10 + 2 * 8 - 3$

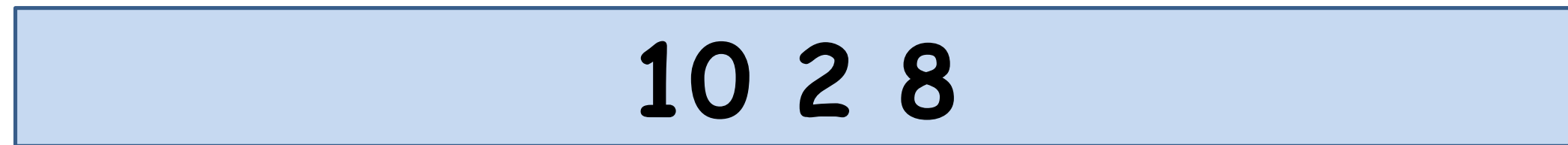
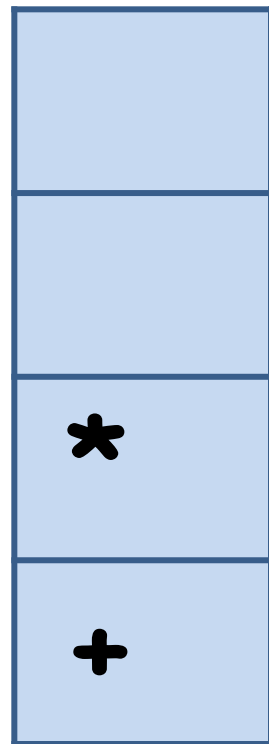
- We see the operator $*$, since the top operator in the stack $+$, has lower priority than $*$, $\text{push}(*)$





Transform Infix to Postfix

- Ex: $10 + 2 * 8 - 3$
- We see the number 8, output it

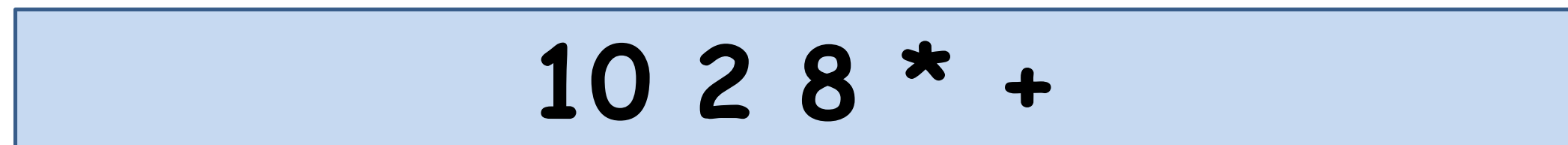





Transform Infix to Postfix

Ex: $10 + 2 * 8 - 3$


- We see the operator -, because its priority is lower than *, we pop +. Also, because + is on the left of it, we pop +, too. Then push(-)





Transform Infix to Postfix

- Ex: $10 + 2 * 8 - 3$
- We see the number 3, output it





Transform Infix to Postfix

Ex: $10 + 2 * 8 - 3$

- Because the expression is ended, we pop all the operators in the stack

